






# Statements with **BE** Singular Forms



# 1-A

On the lines, write words from the *Scenario: Magic* on page 5.

1. This is Majid, the Great Magician!



5. No, it's \_\_\_\_\_ a rabbit.  
\_\_\_\_\_ a book.



2. \_\_\_\_\_ is a hat.



6. \_\_\_\_\_ not a rabbit!  
\_\_\_\_\_ a shoe!



3. And this \_\_\_\_\_ a rabbit.



7. Sorry. But \_\_\_\_\_ a rabbit!



4. Hey! That \_\_\_\_\_ a rabbit!



8. \_\_\_\_\_ a clock. What time \_\_\_\_\_ it?



# 1-B

On the lines, write true or false.  
\*Fix the wrong sentences. Write the correct words.

1. This is a magician.  
true



5. It's a clock. \_\_\_\_\_



2. This is a rabbit. false



6. No, it's not a clock. It's a shoe. \_\_\_\_\_



3. That's a book. \_\_\_\_\_



\*7. That's not a happy magician. \_\_\_\_\_



4. That isn't a rabbit!  
\_\_\_\_\_



\*8. This isn't a good magic show. \_\_\_\_\_



## Grammar: THIS, THAT, IT, BE

*This, that, and it* are possible singular (single) sentence subject words. *Be* is a verb. Use the singular form of *be* after *this, that, or it*.

Use *this* for a thing in your hand or close to you. Use *that* for a thing farther away. Use *it* for the same thing later.

THIS

THAT

## SINGULAR SENTENCES WITH BE

A NOUN IS A WORD FOR A PERSON, A PLACE, OR A THING. A SINGULAR FORM OF BE CAN COME AFTER A SINGULAR SUBJECT AND BEFORE A SINGULAR NOUN. THE SUBJECT AND THE NOUN NAME THE SAME THING.


SUBJECT	BE (SINGULAR)	NOUN
<i>This</i>	<i>is</i>	<i>a hat.</i>
<i>That</i>	<i>is</i>	<i>a rabbit.</i>
<i>It</i>	<i>is</i>	<i>an animal.</i>

## SHORT FORMS WITH BE

*that is = that's*

*It is = it's*


# 1-C Circle the letters of all the possible words for the line in this sentence.




\_\_\_\_\_ a magician.

- a. That is                      c. This                      e. That's                      g. It's  
 b. That                      d. This is                      f. It is                      h. This's it


# 1-D Write these words on the lines: This, That's, It's, is. Choose the best words.




1. This is a great magician.




2. \_\_\_\_\_ a magic hat.




3. \_\_\_\_\_ a rabbit.




4. \_\_\_\_\_ a book.




5. \_\_\_\_\_ a book!



6. Oops! \_\_\_\_\_ a shoe.



7. Yes, \_\_\_\_\_ a shoe.



8. \_\_\_\_\_ a funny show!

## Grammar: Affirmative & Negative

A sentence has a subject and a verb. The sentence can be affirmative ("yes") or negative ("no").

A negative sentence has a form of *not*. In short forms, *not* = *-n't*. For example, the word *isn't* is the short form for *is not*.


## NEGATIVE SINGULAR SENTENCES WITH BE

SUBJECT	BE (NOT)	A NOUN
<i>This</i>	<i>is not</i>	<i>a book.</i>
<i>That</i>	<i>'s not</i>	<i>a shoe.</i>
<i>It</i>	<i>isn't</i>	<i>a thing.</i>

## NEGATIVE SINGULAR SHORT FORM WITH BE

*is not* = *isn't*


**1-E** Circle the letters of all the possible words for the line in this sentence.




\_\_\_\_\_ a rabbit.

- a. This not                      d. This isn't                      g. That's not                      j. It isn't  
 b. Is not                          e. That no                          h. That isn't                      k. It not be  
 c. This is not                      f. That not is                      i. It's not                          l. It is not


**1-F** Write these words on the lines: *This, That, That's, It, It's, is, isn't, not.* Choose the best words.



1. That isn't Magid the Magician.




2. \_\_\_\_\_ a rabbit or a cat.




3. \_\_\_\_\_ a clock or a shoe!




4. \_\_\_\_\_ a good book.



5. \_\_\_\_\_ a pencil. \_\_\_\_\_ a pen.



6. Hey! \_\_\_\_\_ a pencil. \_\_\_\_\_ a pen.


















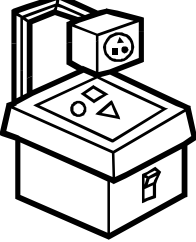




7. \_\_\_\_\_ a cat. \_\_\_\_\_ a rabbit.  
 8. \_\_\_\_\_ a good show. \_\_\_\_\_ a bad show.

**1-G** VOCABULARY: THINGS. Here are words for things. Make sentences with *be* for the pictures on the next page. Use *this, that, and it* in affirmative and negative sentences.

a book	a chalkboard	an eraser	an overhead projector
a bookmark	a clipboard	a file cabinet	a pencil
a briefcase	a clock	a globe	a pencil sharpener
a calculator	a computer	a notebook	a stapler
a cassette tape	a desk	a pen	a wastebasket (trash)




	A	B	C	D	E
1					
2					
3					
4					

**\*1-G** You can tell a number and a letter. Who can name the thing?

**\*\*1-G**

You can tell about a thing. Who can name it? Who can tell the number and letter?






**\*\*1-H** Show or point to a thing. Make a sentence with this.

The next person tells about the first thing. That person makes a new sentence about another thing.

The next person names the first and second things. That person makes a new sentence about a third thing.

Continue in this way. Correct mistakes in grammar and vocabulary.



**\*\*\*1-H** Name the singular things in the pictures. Use this, that, or it with be in affirmative and negative sentences. Tell the things in your classroom too.

